KODAK PRINERGY Tools

SAVE TIME IN PREPRESS

Inspect, trap and process artwork within
ADOBE ILLUSTRATOR Software

Complex designs require expert handling in prepress in order to optimize efficiency in the pressroom, and to meet brand owner requirements for quality and consistency. KODAK PRINERGY Tools enables prepress providers to work directly within ADOBE Illustrator to prepare files for print using a powerful suite of capabilities for both commercial and packaging artwork. PRINERGY Tools validates and corrects incoming files at the point of entry to the production workflow, reducing cycle times and strengthening quality control.

Increase efficiency
Saves time by allowing corrections to be made to the native artwork within ADOBE Illustrator or PDF supplied.

Improve accuracy
Identify and correct problems early, before they become costly problems on press.

Improve quality
Ensure complex files containing blends and transparencies are properly prepared from the start, and benefit from unique tools for automating trapping and quality control.

Leverage open integration
Efficiently prepare files for any type of production process and output to a wide variety of devices, including flexo and offset platesetters, or digital presses.



Identifying and editing traps is simple using the interactive Trapping Tool by trapping in color pairs.

KODAK PRINERGY Tools

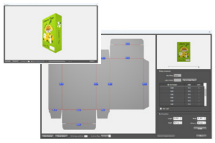

New!
3D Preview and Box Tool
Visualize and validate faster with realistic 3D previews and flexible box creation tools. Build from 300+ box styles, import custom designs, fine-tune material thickness and easily share as an MP4 or 3D PDF.



New Enhancements!
Trap Tool
Achieve high-quality output by preventing registration errors, eliminating unwanted gaps, and ensuring precise color alignment with automated trapping tools.

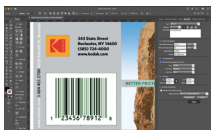

New Enhancements!
Barcode and Mark Tools
Improve accuracy, ensure consistency, and reduce production setup time by generating, editing, and verifying 17 barcode types while quickly applying standardized printer marks with reusable templates.

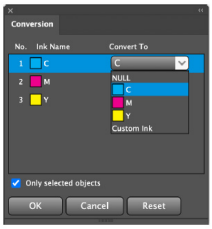

New Enhancements!
Ink Tool
Improve color consistency, increase production flexibility, and optimize prepress efficiency while reducing manual editing with ink management, custom ink mixes, and remap image color directly within the artwork files.



New Feature!
Shortcut Panel
Streamline your workflow and boost efficiency with a personalized workspace featuring commonly used PRINERGY Tools at your fingertips.



New Enhancements!
Pre-Warping, Shrink Warping & Warp Tool
Create packaging graphics faster and with greater confidence using Warp, pre-warp, and shrink warp tools which predict and compensate for distortion before production.

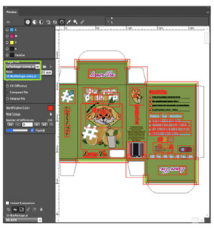

New Enhancements!
Inspect and Eye Tools
Catch errors early, improve accuracy, and accelerate approvals with preflight flies that instantly spot changes.

KODAK PRINERGY Tools

Selecting and editing your traps has never been easier.



Vector-based trapping in PRINERGY Tools is placed on a separate trapping layer.

The PRINERGY Tools object screen manager allows users to easily select objects and separations and assign different screening to the artwork.

Creating barcodes is simplified with PRINERGY Tools.

Operating Systems	MICROSOFT WINDOWS 10, 11 Pro macOS 15+
Compatibility	ADOBE ILLUSTRATOR CC 2025 and 2026
Configurations	• PRINERGY Set (Includes: Trap, Ink, Production Tool, Eye, Mark, Search, Screen, and Barcode Tools) • Trap & Screen Tools only • Warp Tool • Inspect Tool • 3D Preview Tool • Box Tool

KODAK.COM/GO/PRINERGY

Eastman Kodak Company 343 State Street Rochester, NY 14650 USA
©Kodak, 2026. KODAK, PRINERGY and the KODAK Logo are trademarks of Kodak. Subject to technical change without notice. K-1137.26.10.19.EN.03